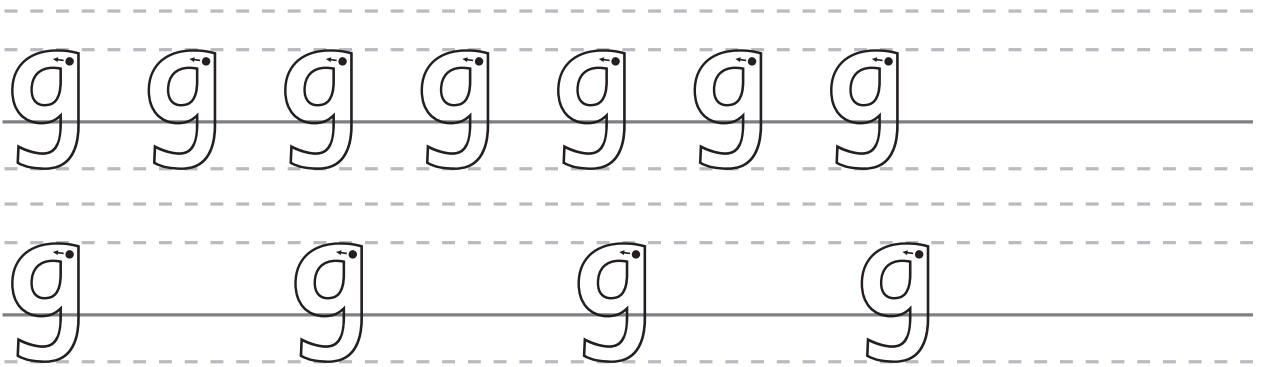



Practise writing the letters in the big letters above. Start at the dot.  
Then practise them below:



Find and circle the pictures which begin with the 'g' sound (as in 'gave'):



## Rhyming

Circle the picture which does not rhyme. The words are on the right.  
Practise reading them.



mug

jug

bag

rug

bug

## Find the right letters

Say the sound of the letter in the box. Then circle all the letters which are the same.



o

o

c

a

o

c

e

## Words we know

look look look

go go go

to to to

## Words we can read

Practise reading these words. Try and think of a sentence for each word.

dog

got

tag

pig

gap

gas

dig

dogs

and

sad

get

go

Circle the pictures which **end** in the 'g' sound.




## Tricky Words to practise

good good good

like like like

# Crossword



## Across

2. He is not a \_\_\_\_\_ dog.
3. \_\_\_\_\_ is a girl.
5. We have a \_\_\_\_\_.
6. Do \_\_\_\_\_ like dogs?

## Down

1. This is a \_\_\_\_\_ idea.
2. We play in the \_\_\_\_\_.
4. I will \_\_\_\_\_ with you.
6. Please turn the \_\_\_\_\_ on.

they

Pippa

good

dog

play

tap

bad

garden

## Reading Practice

Practise these words with your teacher. Then read the sentences.

look	sits	by	they	are
the	with	Ben	go	to



Look at Sam. Sam sits by the tap.

Look at Ben. Ben sits with Sam.

They are in the garden.

They are by the tap in the garden.

They like to sit by the tap.



Now see if you can label the pictures.



dog pig sad dig

# Numbers

Write these sums and see if you can fill in the missing answers.

1 •

2 ••

3 •••

4 ••••

5 •••••

6 ••••••

7 •••••••

8 ••••••••

$$2 + 6 = 8$$

$$4 + 3 = 7$$

$$7 + 1 = \underline{\hspace{2cm}}$$

$$1 + 5 = \underline{\hspace{2cm}}$$

$$5 + 3 = \underline{\hspace{2cm}}$$

$$4 + 1 = \underline{\hspace{2cm}}$$

## Teacher Feedback

---



---



---

